

## Fact Sheet – EBC/WBC Sampling Training

### Situation

According to the European Biochar Certificate (EBC) & the World Biochar Certificate (WBC) Guidelines, chapter 6.1, representative biochar samples must be taken by an accredited sampler. The steps to become an accredited sampler are outlined below.

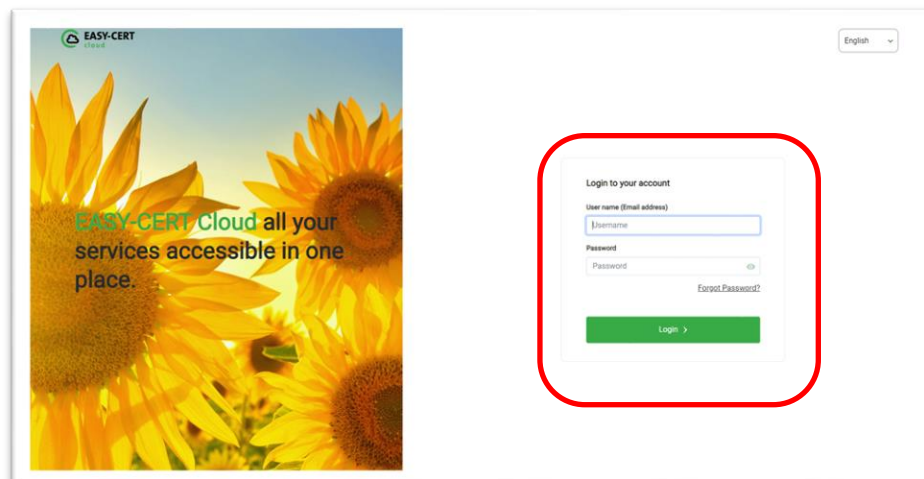
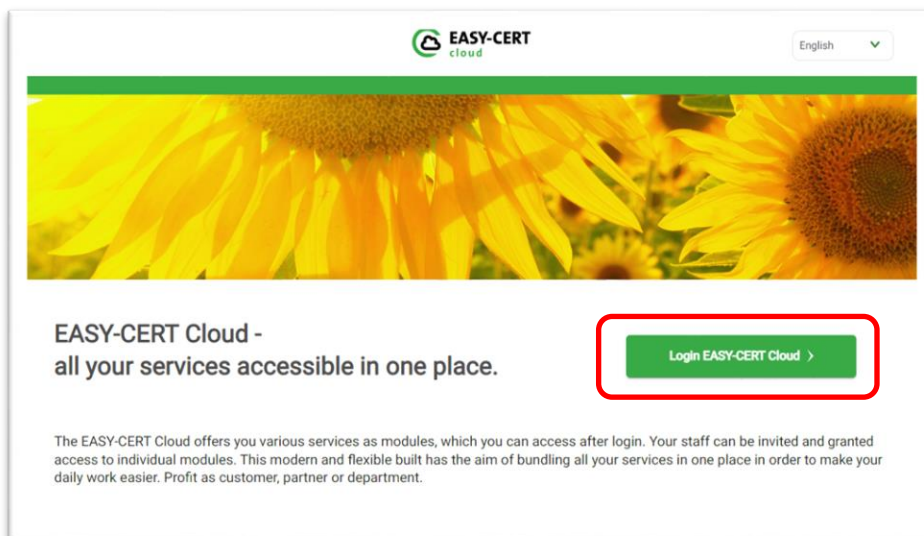
Having more than one individual per company certified to take samples would be prudent.


### Training as an accredited sampler

The training to become an accredited sampler is divided into 4 steps. The aim is to enable the trainee to take a representative sample according to the EBC, Annex 4 or WBC-Guidelines, Annex 3.

#### Step 1: Register for the theoretical sampling training via EASY-CERT Academy

1. Registration takes place via the EASY-CERT cloud (if you don't have access to the EASY-CERT cloud yet, please have a look into the [EASY-CERT-Cloud Manual](#))





2. After logging in, the customer can access the e-learning module "EBC/WBC Sample Taker Training" in the Academy and complete it at their own pace.

### Step 2: Complete online training including final test

Upon completion, the applicant should be able to:

1. take a representative sample in a continuous production process
2. take a representative sample in a non-continuous production process
3. document the sampling in a comprehensible manner
4. homogenise and split a representative sample
5. send the sample to the CSI accredited laboratory according to the EBC/WBC-Guidelines
6. combine the requirements of the training with the circumstances on-site to create a company specific sampling plan
7. combine the company-specific sampling plan with the learned knowledge and carry out correct sampling according to the EBC/WBC-Guidelines
8. understand when errors occur in the sampling process that may make the sample unusable
9. understand the technical challenges that need to be considered for the specific biochar production scenario at their facility

### Step 3: Issuance of Certificate of Training as an Accredited Sampler

The certificate will be issued after the successful final test. The certificate is issued through Carbon Standards International and is available for download in the e-learning. This certificate is proof of full qualification as an accredited sampler.

### Step 4: Maintaining Sampling qualifications

To maintain the accredited sampler status, certified samplers must complete a training course every 3 years via e-learning. The certificate is then renewed.